

Enabling/Disabling of Units for BX-Series Scales

1. Turn the scale ON and once the display shows the ROM version number*, press the  key.



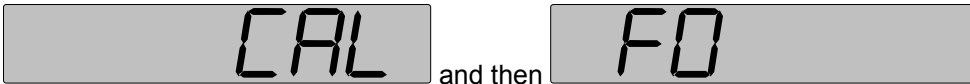
*Note: The Version Number may vary.

2. The display will then show:




3. Press , , , , and then .

4. The display should look like this:



5. Press the  key repeatedly until the display looks like this:



6. Press the  key. The display will look like this:



7. Use the  key to turn Pounds "On" or "Off" and then press .



8. The display will show:



9. Use the  key to turn Ounces "On" or "Off" and then press .



10. The display will show:



11. Use the  key to turn Kilograms "On" or "Off" and then press .

12. The display will show:



13. Use the  key to turn Grams "On" or "Off" and then press .

14. The display will show:



15. Use the  key to turn Pieces "On" or "Off" and then press .

16. The display will show:



17. Use the **UNIT** key to turn Percent “On” or “Off” and then press **TARE**.

18. The display will show:



19. Use the **UNIT** key to turn Pound-Ounce “On” or “Off” and then press **TARE**.

20. The display will show:



21. Press **ZERO** the key and the scale will do the display self-test and then go to zero.

If problems persist, please contact the Atron Systems Service Department at 973-227-8882.